

Las Formas


7

Nombre _____

Shapes

Dibuja la Palabra - Draw the Word


Make your own drawing representing the Spanish word in each square. Look at pictures in your book or posters in the classroom. As you are drawing the picture, repeat the word in your head.




el rombo




el corazón



la estrella



el cuadrado




el triángulo




el rectángulo




el óvalo



la media luna




el círculo



el cono



la esfera



el cubo


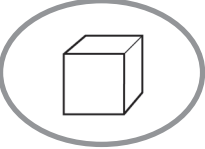






































































Las Formas

Nombre _____

Shapes

Selecciona el Dibujo - Choose the Picture

Circle the picture that matches the word in the box. Write **el** in the gray boxes and **la** in the white boxes. Repeat each word in your head three times.

el cubo						
rombo						
círculo						
estrella						
óvalo						
rectángulo						
esfera						
cono						
media luna						
cuadrado						
triángulo						
corazón						

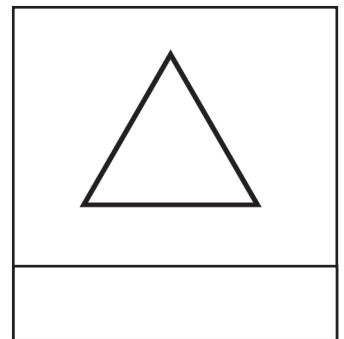
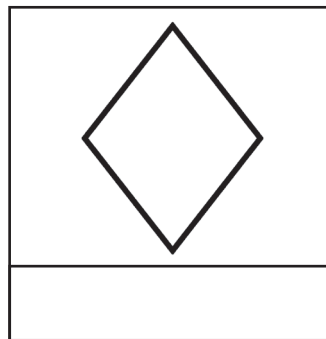
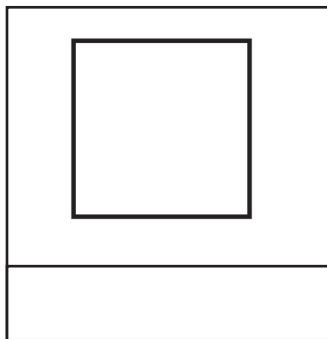
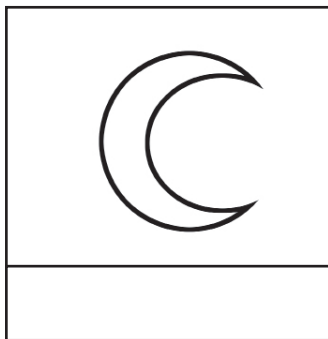
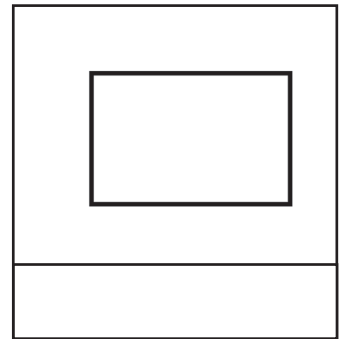
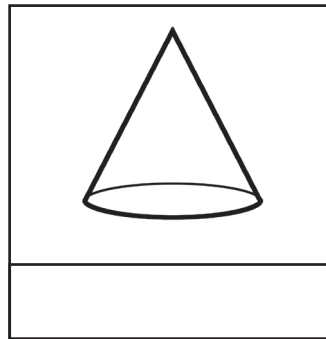
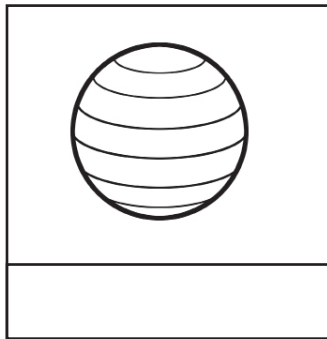


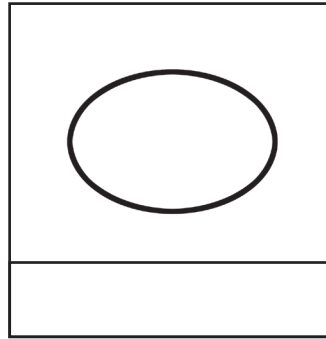
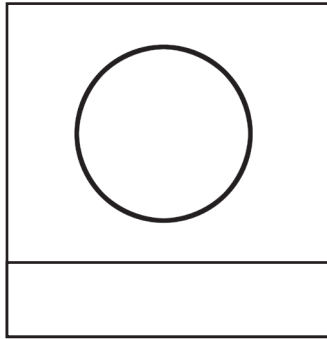
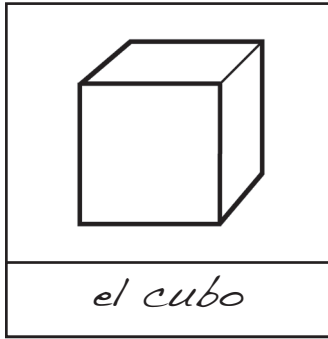
Las Formas

Nombre _____

Shapes

Escribe la Palabra - Write the Word

Choose from the Word Bank the correct word in Spanish to write under each picture. Write **el** before the word if the label is gray and **la** if the label is white.



triángulo

corazón

cuadrado

esfera

media luna

cubo

óvalo

rectángulo

círculo

cono

estrella

rombo

Las Formas

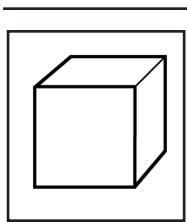
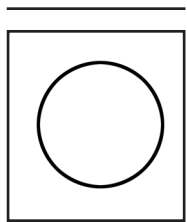
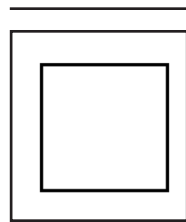
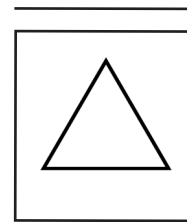
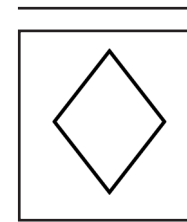

Nombre _____

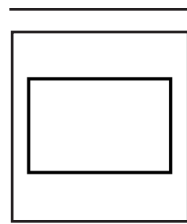


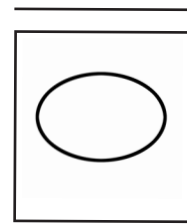
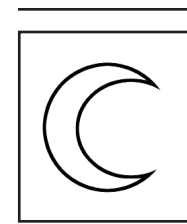

Shapes

Conecta las Sílabas - Connect the Syllables

Under the picture is the first syllable for the word in Spanish. Find the next syllables, cross them out and connect them with a line to form the complete word. Once you have the word, write it on top of the picture.

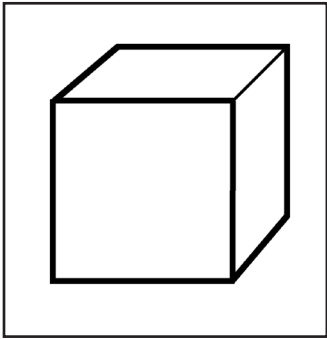
cubo

					
cu	cír	cua	trián	rom	es
cu	bo	dra	fe	gu	lo
lo	do	ra	bo		

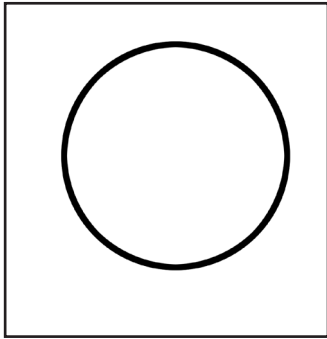
					
rec	co	es	ó	me	co
ra	gu	lo	va	tre	dia
no	tán	zón	lo	lla	lu
na					

Palabras Revueltas - Scrambled Words

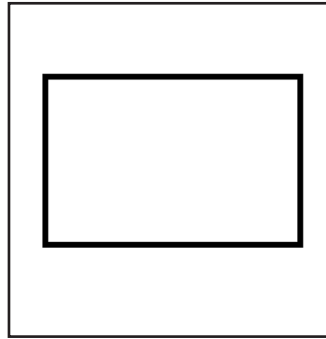
Arrange the letters under each picture to form the correct word in Spanish.




ucob
c u b o




rulcoci



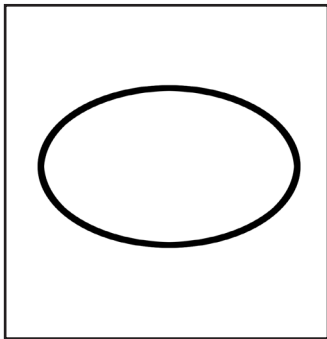
lunárecgot



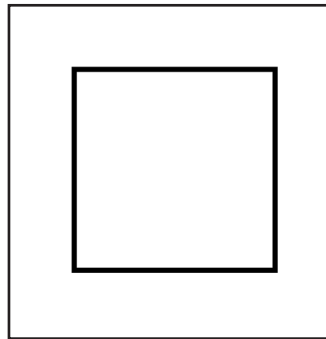
talleres



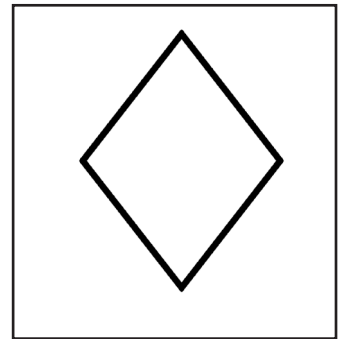
noco




ólavo




dadoruac




bromo




racoión



diame nula



refase



ritálugon