

# COLORS & SHAPES – Tools

## Hands-on Materials:

(Homeschool Program will use Book, Domino Picture Flashcards and Bingo)



**COLORS, SHAPES and SNAKE GAME Posters  
Picture/Word Cards & Bingo  
Colorines (Reproducible)**

## Online Program:



**Animated Song** - Los Colores, Las Formas



**Sign & Sing** - Los Colores, Las Formas



**Audio & Lyrics** - Los Colores, Las Formas



**Matching Flashcards** - Colores, Formas



**Bubbles Game** - Colores, Formas



**Domino** - Colores, Formas



**Q&A**

## ACTFL Standards/Objective/EQ:

**ACTFL Standard:** FLL.1.1 FLL.1.2 FLL.3.1

**Objective** - Students will be able to:

- learn, recognize and name the colors and shapes in Spanish
- use the Spanish colors to describe and to express likes and dislikes

### **EQ**

What are the words for colors and shapes in Spanish?

How can I describe and express like or dislike for colors in Spanish?

## Specific Games for Colors & Shapes:

I Spy **G7**

Color Tiles **G13**

Colors Ping-Pong Balls **G19**

Colors/Shapes Snake Poster **G22**

\* *Colorines* Download Reproducible



## General Games for Colors & Shapes:

Bingo **G3**

Concentration **G4**

Remember **G7**

Secret Word **G8**

Word Chain **G10**

Domino **G14**

Flyswatter **G16** ...and many more

## Q&A (Colors)

**¿Cuál es tu color favorito?**

*Mi color favorito es verde.*

**¿Te gusta el color rojo?**

*Sí, me gusta el color rojo.*

*No, no me gusta el color rojo.*

**¿Qué color es? ¿Qué forma es?**

*Es azul.*

*Es el cuadrado.*

## Related Q&A

**¿De qué color es...?**

*Es...*

**¿De qué color son...?**

*Son...*










## Additional Resources

*Oso Pardo...* (Carle)

*Siesta* (Foglesong)

*Green is a Chile Pepper & Round is a Tortilla* (Zapata)

# COLORS & SHAPES – Lesson 1: *Introduce*

<hr style="width: 50%; margin: 0 auto;"/> <p><b>minutes</b></p>	<p><b>“Los Colores” &amp; “Las Formas” Animated Song video</b>                  Watch video with students, listening to words and reading along using video, Poster, or Student Book. Pause and repeat 2<sup>nd</sup> time.</p>	
<hr style="width: 50%; margin: 0 auto;"/> <p><b>minutes</b></p>	<p><b>“Los Colores” Sign &amp; Sing video</b>                  Watch each video with students. Pause after each word and have students make the ASL sign and repeat (echo) the word of each picture.</p> <p><b>“Las Formas”</b>                  Search for an ASL video online or make your own signs.</p> <div style="text-align: center;">  </div>	
<hr style="width: 50%; margin: 0 auto;"/> <p><b>minutes</b></p>	<p><b>Color Picture/Word Cards, Poster, or Online Flashcards</b>                  Show the picture associated with each word and have students pronounce the word. Explain the association for each word (<b>Rojo / Hohoho</b>) For Shapes, point out that most words are similar to English. Then choose a random card ask students to make the sign and repeat the word.</p>	Poster, Cards, <b>or</b> Online Flashcards
<hr style="width: 50%; margin: 0 auto;"/> <p><b>minutes</b></p>	<p><b>Online Game – Matching Flashcards I</b>                  Click on a set of pictures to move them down. The corresponding words will populate in the column to the right. Click the mix button to shuffle them. Click on a picture to hear the word out loud. Have the class repeat the word. Ask for a student volunteer to drag the word and match it with the corresponding picture. Repeat with different students until all the pictures are matched with a word.</p> <div style="display: flex; justify-content: space-around;">   </div>	
<hr style="width: 50%; margin: 0 auto;"/> <p><b>minutes</b></p>	<p><b>Hands-on Games - Stage I</b></p> <div style="display: flex; justify-content: space-around;"> <div style="text-align: center;"> <p><b>General - Bingo</b></p>  </div> <div style="text-align: center;"> <p><b>Specific - Colorines I</b></p>  </div> </div>	Bingo <b>or</b> Download <a href="#">Color Tiles</a>
<hr style="width: 50%; margin: 0 auto;"/> <p><b>minutes</b></p>	<p><b>Theme Q&amp;A</b>                  Introduce one Q&amp;A out loud with students. Then ask students the questions out loud, tossing the plush ball to random students to hear their answer.</p> <div style="display: flex; justify-content: space-around;"> <div style="border: 1px solid black; padding: 5px; width: 45%;"> <p>3. ¿Qué <b>color</b> es?</p> <p>Es azul.</p> </div> <div style="border: 1px solid black; padding: 5px; width: 45%;"> <p>3. ¿Qué <b>color</b> es?                      forma</p> <p>el cono</p> <p>Es azul.</p> </div> </div>	Q&A  <p>Download  <a href="#">Q&amp;A Cards</a></p>